

Farm register versus Business register

The example of dairyfarms

- Important considerations
- Implications for FADN



Ann-Marie Karlsson
Emma Wixe

Swedish Board of Agriculture

ann-marie.karlsson@jordbruksverket.se

<http://icas2016.istat.it/sessions/> (F37, Wixe)



The Farm Register

- Farm structure survey (FSS)
 - Thresholds (99 % of UAA and LU) SO-classification scheme
- FADN part of FSS-farms
 - Threshold > 15 000 SO

(EC) No 1166/2008.



The Business Register

- All enterprises carrying on economic activities
 - NACE/SNI classification scheme

(EC) No 188/2008



Why interesting ?

- Agricultural enterprises in both but defined differently
 - Researchers come to different conclusions
 - Politicians and public get confused
- Possibilities to directly use the Business register for FSS or FADN in some way?
 - Reduce the response-burden?
 - Lower the costs?
 - Improve the quality?
- Improve comparability and coherence



Farm register- Business register

- Number of holdings/enterprises
- Type of farming
- Other gainful activities directly related to the holding (OGA)
- Possibilities to study employment



Number of agricultural holdings/ enterprises

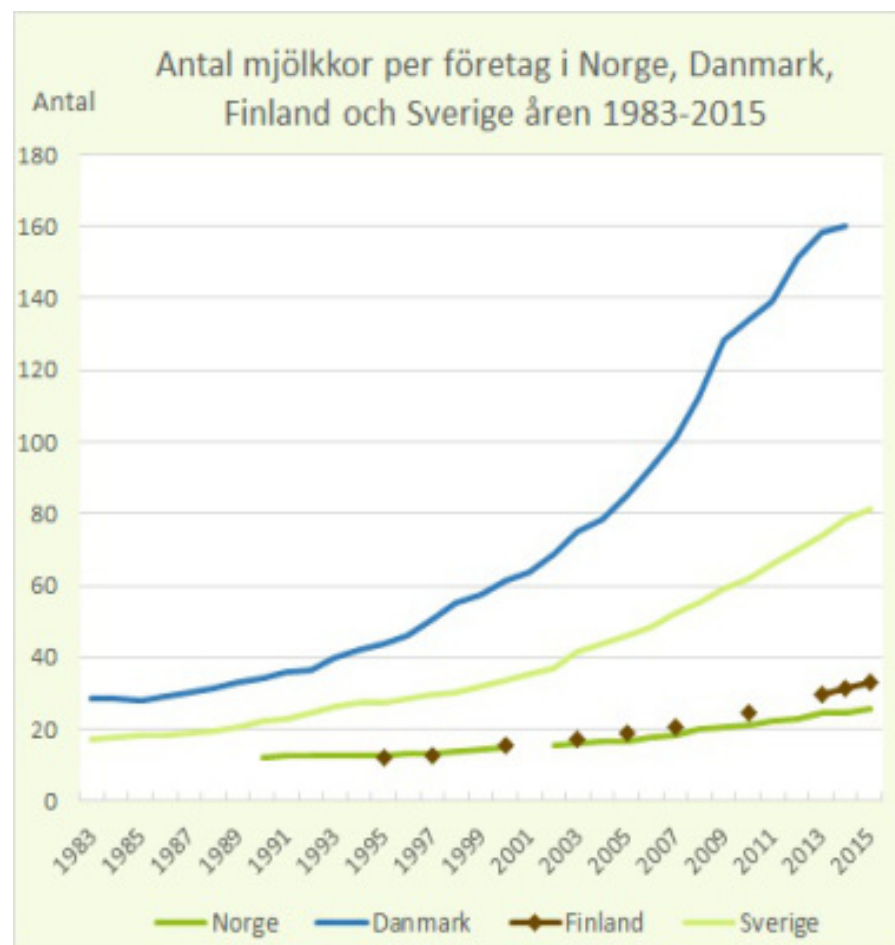
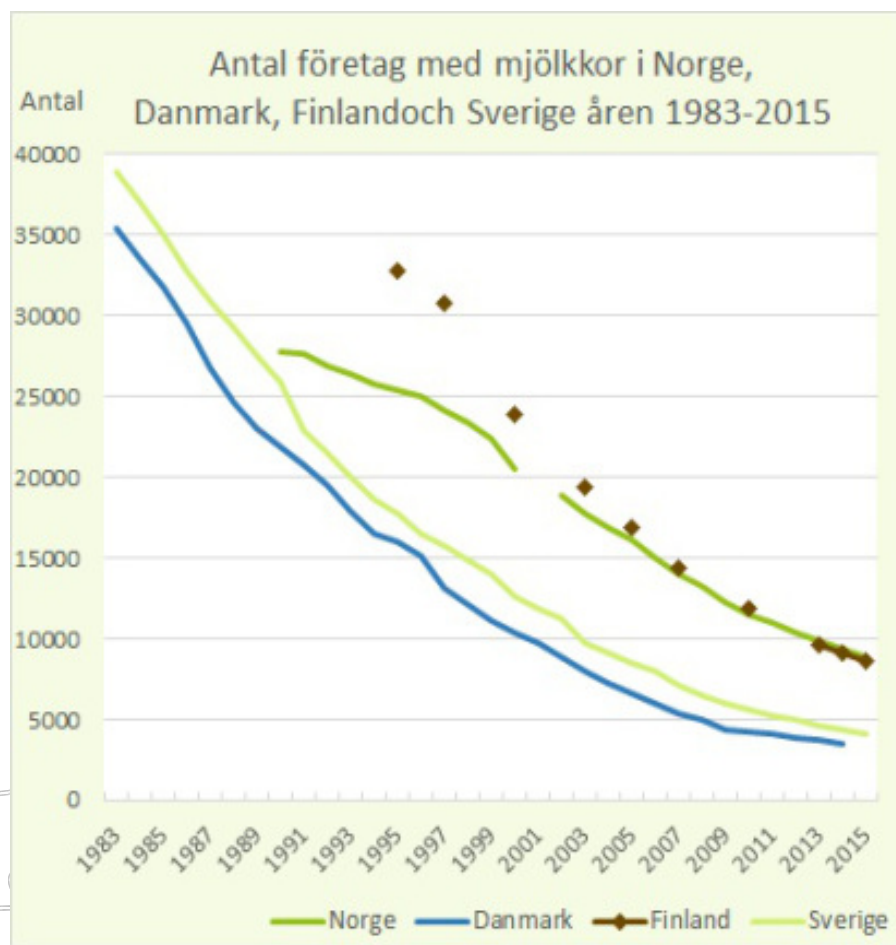
Number of agricultural holdings/enterprises



Type of farming 2013

Business register	BR	FR	Farm register
A1.1 - Growing of non-perennial crops	23 701	18 265	Vegetables
A1.2 - Growing of perennial crops	791	403	Fruit and berries
A1.3 - Plant propagation	534	0	
A1.4 - Animal production	28 091	19 679	Animal husbandry
A1.4.1 - Raising of dairy cattle	6 574	4 042	Dairy cows
A1.4.2 - Raising of other cattle and buffaloes	8 892	9 728	Meatproduction
A1.4.3 - Raising of horses and other equines	4 198	0	
A1.4.4 - Raising of camels and camelids	36	0	
A1.4.5 - Raising of sheep and goats	3 229	3 597	Sheep
A1.4.6 - Raising of swine/pigs	1 000	501	Pigs
A1.4.7 - Raising of poultry	537	180	Poultry
A1.4.9 - Raising of other animals	3 625	1 631	
A1.5 - Mixed farming	70 073	28 799	Mixed farms including small
A1.6 Support activities	7 011	0	
A1.7 - Hunting, trapping	41	0	
Summary	130 242	67 146	Summary

Development of dairy sector 1983 - 2015



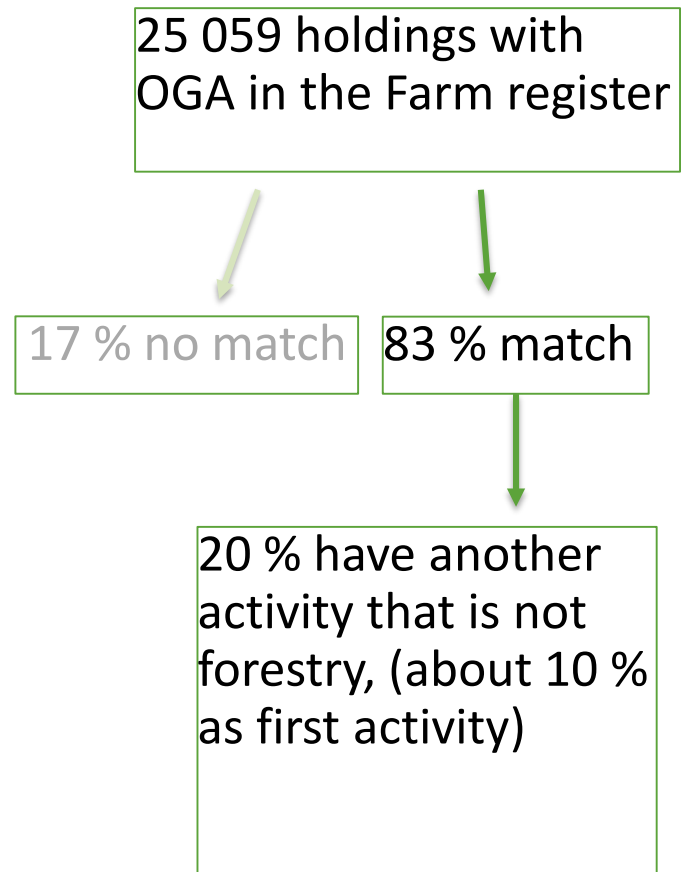
Other gainful activities

The Farm Register

- Other gainful activities where agricultural resources are used

The Business Register

- All economic activities
 - Activity 1, activity 2, activity 3, activity 4, activity 5.



Matching the Farm register with the Business register

Employment

The Farm Register

- Worked 1h
- 15< years old

Number of employed

Labour statistics

- All enterprises with one employed person
 - 16-74 years old
 - Sole traders
 - Employed persons

	Farm register		Labour statistics	
	2010	2013	2010	2013
Employment, total	107 837	105 543	57 487	57 124
- Sole traders	92 071	88 463	41 874	41 049
- Limited company	15 766	17 079	15 613	16 075

Matching the Farm register with the Business register

Farm register 2013

67 146 agricultural
holdings

80 %

14 %

6 %

Business register 2013

Enterprises with
agricultural activity

Enterprises with **no**
agricultural activity

No match with the
Business register



Matching the FADN-farms with the Business register

Farm register 2013

29 300 agricultural
holdings

89 %

6 %

5 %

Business register 2013

Enterprises with
agricultural activity

Enterprises with **no**
agricultural activity

No match with the
Business register



Matching the dairy farms in the Farm register with the Business register

Farm register 2013

4 042 Dairy farms
(45)

97 %

0 %

3 %

Business register 2013

Enterprises with
agricultural activity
(81 % milkprod 1410)

Enterprises with **no**
agricultural activity

No match with the
Business register



Matching the dairy farms in the Farm register with the Business register

Farm register 2013

3 689 Dairy farms
(45)

1 293 Specialist
cattle (46)

802 Other

790 No match

Business register 2013

6 574 Enterprises
with Dairy

56 %

20 %

12 %

12 %



Conclusions- Important considerations



Challenges

- Information needed for policymakers and researchers in order to make best use of registers
- BR does not show current type of farming



Opportunities

- Improve the SNI/NACE classification codes
- Reduce the response-burden and non-response rate regarding OGA and employment for limited companies

Conclusions; Implications for FADN



- Farm register is necessary for creating an interesting population for FADN
- Find standardized ways to integrate FADN and the Business registers as
 - As a source for users
 - A way of explaining the development in agriculture

